
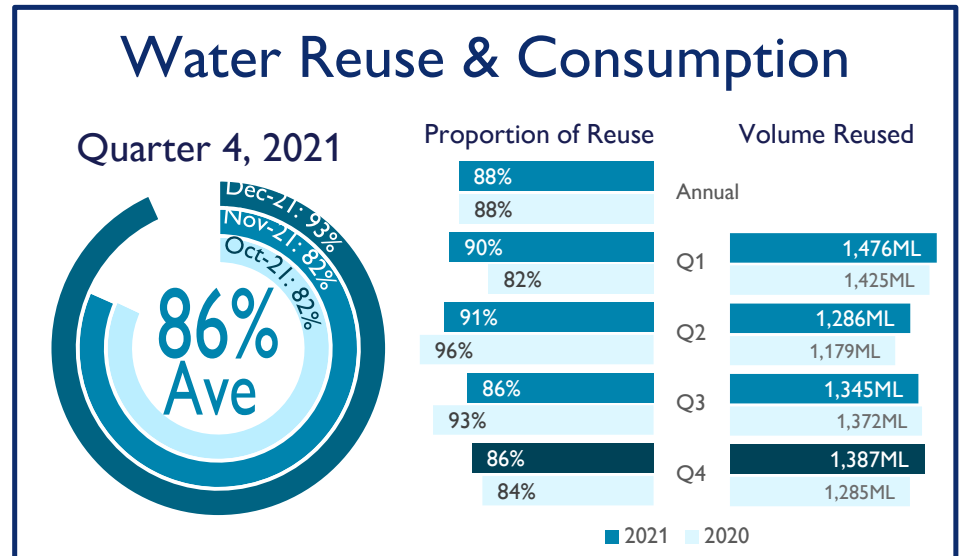



Operating Statistics

 Trains: Q4: 2,964 YTD: 12,719 C Q4: 529 YTD: 2,066 K Q4: 2,435 YTD: 10,653	 Vessels: Q4: 312 YTD: 1,279 C Q4: 81 YTD: 316 K Q4: 231 YTD: 963	 Tonnes: Q4: 26,143,331 YTD: 111,340,181 C Q4: 4,708,768 YTD: 18,303,227 K Q4: 21,434,563 YTD: 93,036,954
--	--	--



Carrington Terminal Noise

Conformance to adopted internal noise goals at key residential receivers

Mayfield East	Oct-21	Nov-21	Dec-21	Tighes Hill	Oct-21	Nov-21	Dec-21	Carrington	Oct-21	Nov-21	Dec-21
Day	●	●	●	●	●	●	●	●	●	●	●
Evening	●	●	●	●	●	●	●	●	●	●	●
Night	●	●	●	●	●	●	●	●	●	●	●

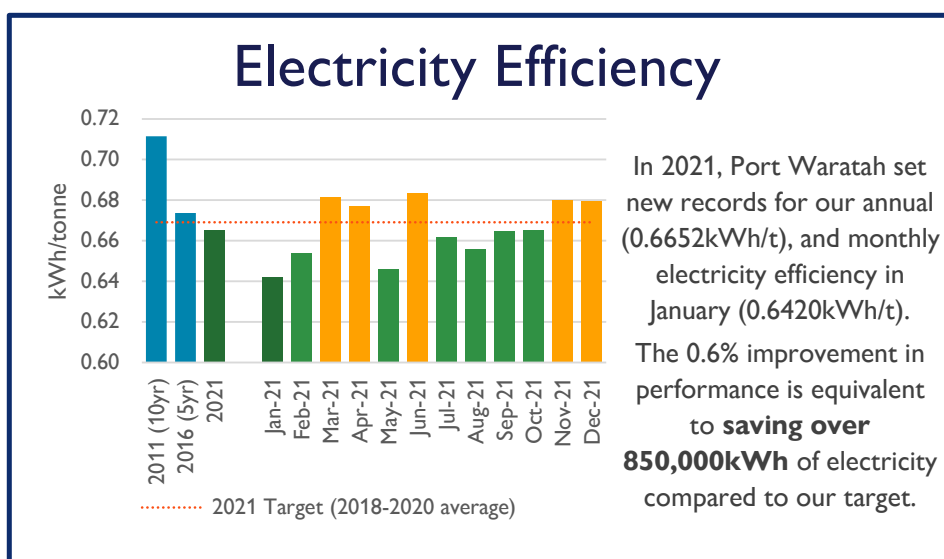
within noise goal ● above noise goal ●

Kooragang Terminal Noise

Compliance with criteria specified in the Kooragang Terminal Project Approval

Fern Bay	Oct-21	Nov-21	Dec-21	Stockton	Oct-21	Nov-21	Dec-21	Mayfield	Oct-21	Nov-21	Dec-21
Day	●	●	●	●	●	●	●	●	●	●	●
Evening	●	●	●	●	●	●	●	●	●	●	●
Night	●	●	●	●	●	●	●	●	●	●	●

within noise criteria ● above noise criteria ●



QMS Certification Services

QMS Certification Services



(02) 4907 2280 (24hr Community Enquiry Line)

contact_us@pwcs.com.au

PO Box 57, Carrington NSW 2294

www.pwcs.com.au

