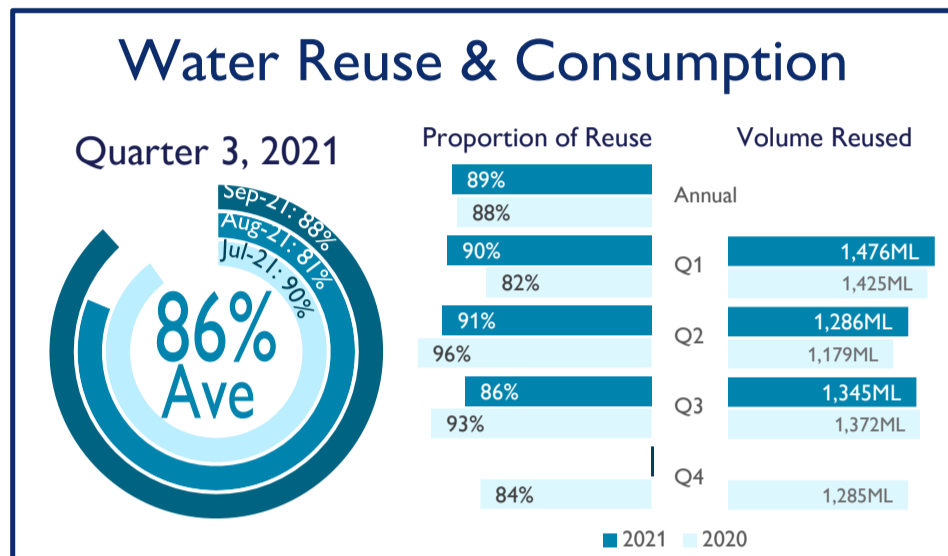



Operating Statistics

Trains: Q3: 3,413 YTD: 9,755 C Q3: 625 YTD: 1,537 K Q3: 2,788 YTD: 8,218	Vessels: Q3: 348 YTD: 967 C Q3: 92 YTD: 235 K Q3: 256 YTD: 732	Tonnes: Q3: 30,070,683 YTD: 85,196,850 C Q3: 5,480,565 YTD: 13,594,459 K Q3: 24,590,118 YTD: 71,602,391
---	---	--



Carrington Terminal Noise

Conformance to adopted internal noise goals at key residential receivers

Mayfield East	Jul-21	Aug-21	Sep-21	Tighes Hill	Jul-21	Aug-21	Sep-21	Carrington	Jul-21	Aug-21	Sep-21
Day	●	●	●	Day	●	●	●	Day	●	●	●
Evening	●	●	●	Evening	●	●	●	Evening	●	●	●
Night	●	●	●	Night	●	●	●	Night	●	●	●

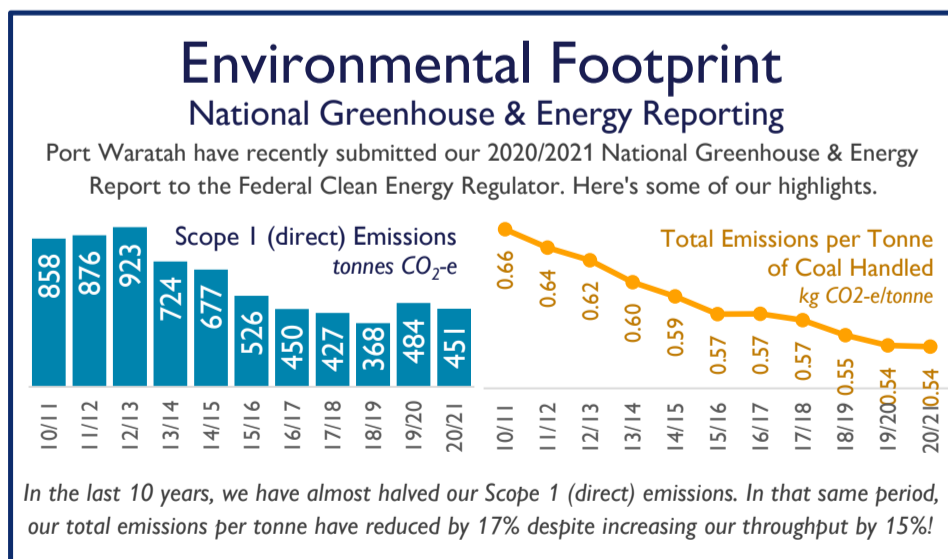
within noise goal ● above noise goal ●

Kooragang Terminal Noise

Compliance with criteria specified in the Kooragang Terminal Project Approval

Fern Bay	Jul-21	Aug-21	Sep-21	Stockton	Jul-21	Aug-21	Sep-21	Mayfield	Jul-21	Aug-21	Sep-21
Day	●	●	●	Day	●	●	●	Day	●	●	●
Evening	●	●	●	Evening	●	●	●	Evening	●	●	●
Night	●	●	●	Night	●	●	●	Night	●	●	●

within noise criteria ● above noise criteria ●



Where do you get your Air Quality information from?

- Port Waratah Community Newsletter or Port Waratah Website: pwcs.com.au
- NSW Government Lower Hunter Air Quality Data: airquality.nsw.gov.au/lower-hunter
- NSW Government Seasonal Lower Hunter and Central Coast Air Quality Monitoring Reports: environment.nsw.gov.au/topics/air/monitoring-air-quality/lower-hunter-and-central-coast/
- NSW Government Air Quality Subscription Alerts: airquality.nsw.gov.au/subscribe-to-air-quality-updates



(02) 4907 2280 (24hr Community Enquiry Line)
 contact_us@pwcs.com.au
 PO Box 57, Carrington NSW 2294
 www.pwcs.com.au