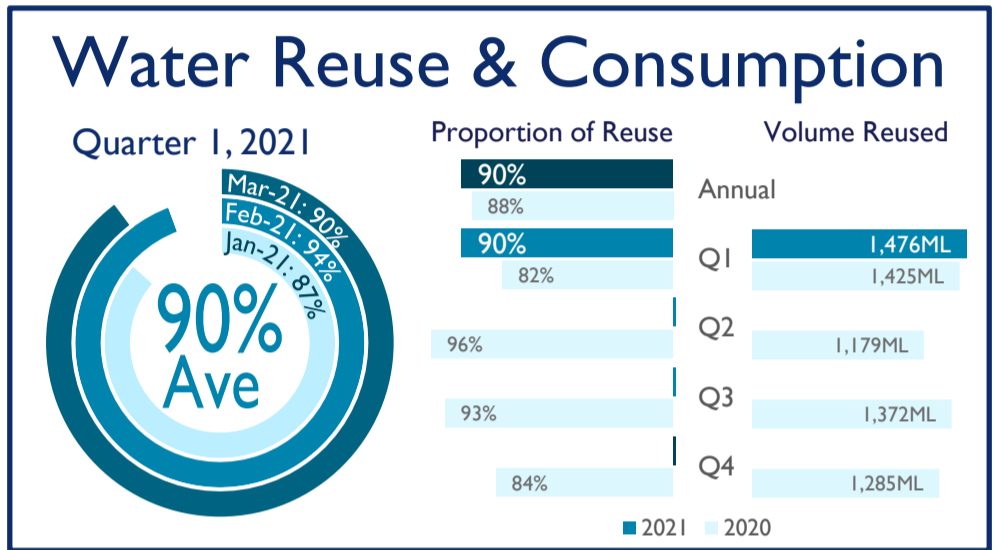



Community Dashboard

Quarter I, 2021

Operating Statistics

 <p>Trains: Q1: 3,267 YTD: 3,267</p> <p>C Q1: 515 YTD: 515 K Q1: 2,752 YTD: 2,752</p>	 <p>Vessels: Q1: 316 YTD: 316</p> <p>C Q1: 79 YTD: 79 K Q1: 237 YTD: 237</p>	 <p>Tonnes: Q1: 28,275,194 YTD: 28,275,194</p> <p>C Q1: 4,547,992 YTD: 4,547,992 K Q1: 23,727,202 YTD: 23,727,202</p>
--	---	--



Carrington Terminal Noise

Conformance to adopted internal noise goals at key residential receivers

Mayfield East	Jan-21	Feb-21	Mar-21	Tighes Hill	Jan-21	Feb-21	Mar-21	Carrington	Jan-21	Feb-21	Mar-21
Day	●	●	●	Day	●	●	●	Day	●	●	●
Evening	●	●	●	Evening	●	●	●	Evening	●	●	●
Night	●	●	●	Night	●	●	●	Night	●	●	●

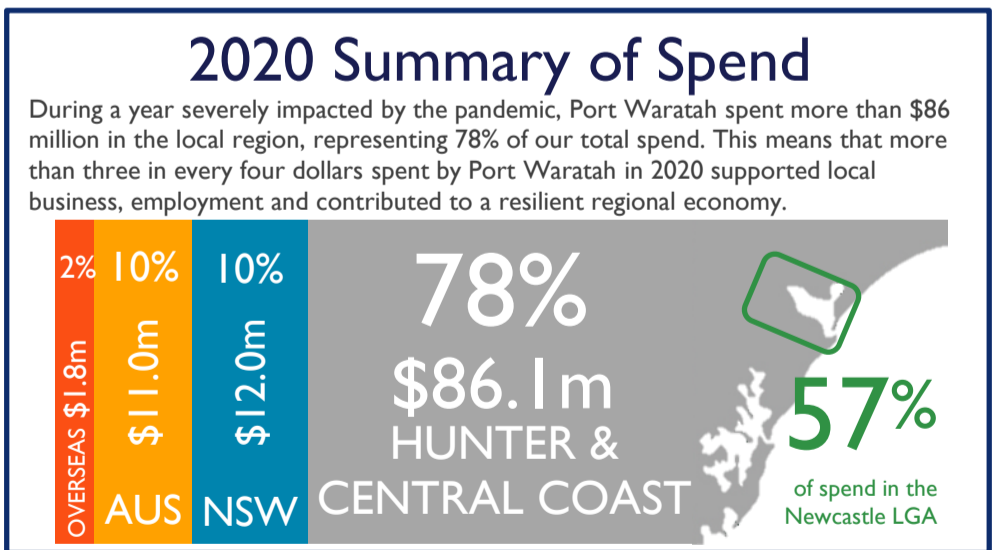
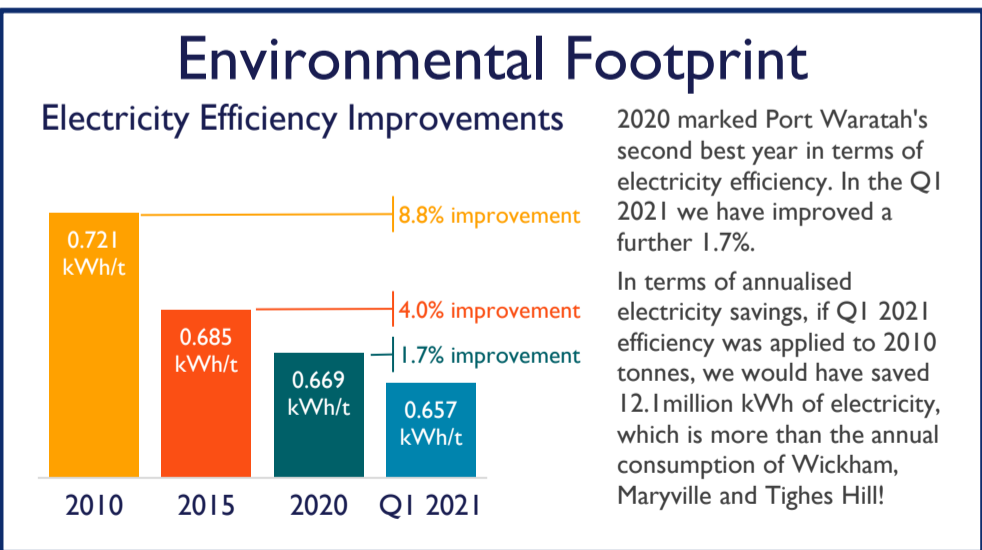
within noise goal ● above noise goal ●

Kooragang Terminal Noise

Compliance with criteria specified in the Kooragang Terminal Project Approval

Fern Bay	Jan-21	Feb-21	Mar-21	Stockton	Jan-21	Feb-21	Mar-21	Mayfield	Jan-21	Feb-21	Mar-21
Day	●	●	●	Day	●	●	●	Day	●	●	●
Evening	●	●	●	Evening	●	●	●	Evening	●	●	●
Night	●	●	●	Night	●	●	●	Night	●	●	●

within noise criteria ● above noise criteria ●



QMS Certification Services



QMS Certification Services



(02) 4907 2280 (24hr Community Enquiry Line)

contact_us@pwcs.com.au

PO Box 57, Carrington NSW 2294

www.pwcs.com.au