

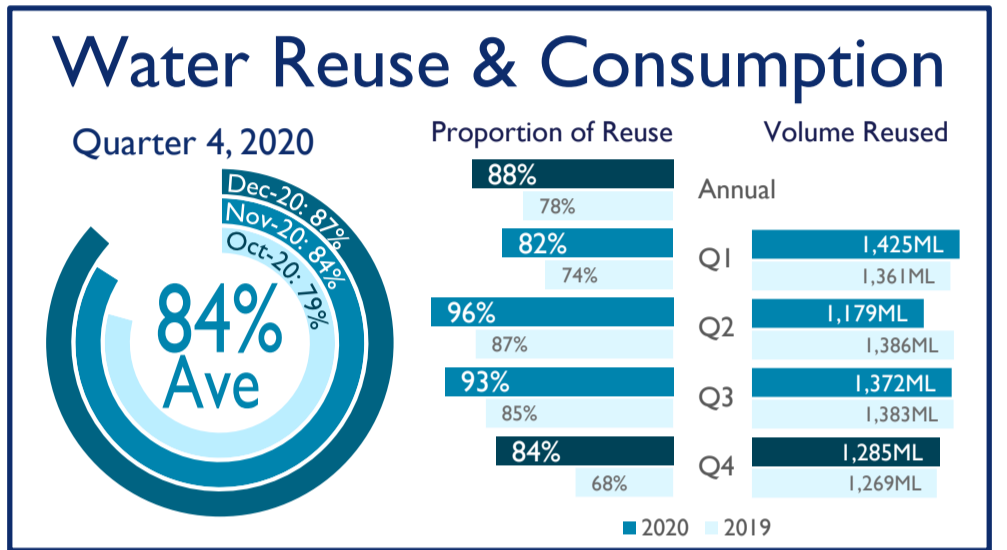
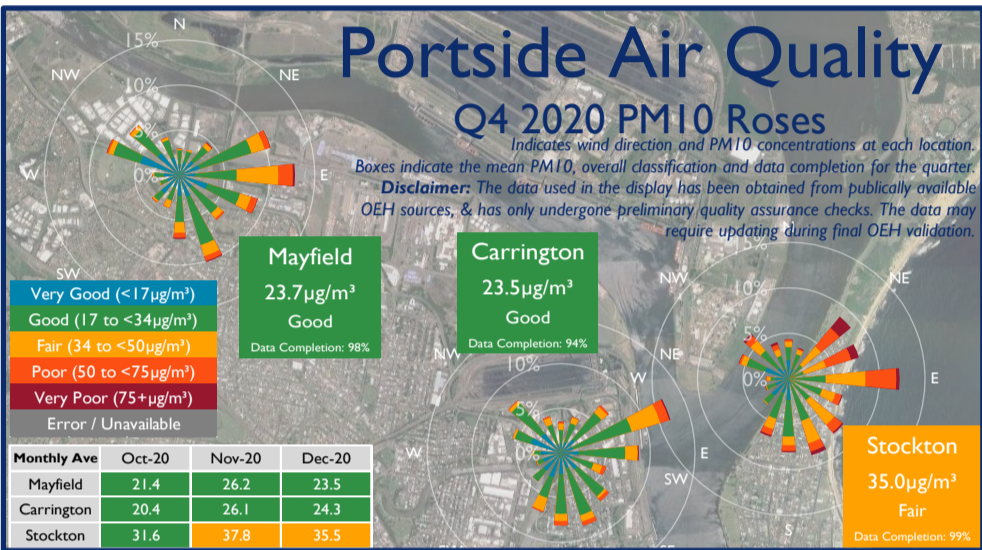


PORT WARATAH COAL SERVICES

Community Dashboard Quarter 4, 2020

Operating Statistics

<p>Trains: Q4: 3,227 YTD: 12,221</p> <p>C Q4: 543 YTD: 1,754 K Q4: 2,684 YTD: 10,467</p>	<p>Vessels: Q4: 331 YTD: 1,192</p> <p>C Q4: 91 YTD: 282 K Q4: 240 YTD: 910</p>	<p>Tonnes: Q4: 28,520,069 YTD: 105,911,147</p> <p>C Q4: 4,980,251 YTD: 15,542,037 K Q4: 23,539,818 YTD: 90,369,110</p>
--	--	--



Carrington Terminal Noise

Conformance to adopted internal noise goals at key residential receivers

Receiver	Time	Oct-20	Nov-20	Dec-20
Mayfield East	Day	●	●	●
	Evening	●	●	●
	Night	●	●	●
Tighes Hill	Day	●	●	●
	Evening	●	●	●
	Night	●	●	●
Carrington	Day	●	●	●
	Evening	●	●	●
	Night	●	●	●

● within noise goal ● above noise goal

Kooragang Terminal Noise

Compliance with criteria specified in the Kooragang Terminal Project Approval

Receiver	Time	Oct-20	Nov-20	Dec-20
Fern Bay	Day	●	●	●
	Evening	●	●	●
	Night	●	●	●
Stockton	Day	●	●	●
	Evening	●	●	●
	Night	●	●	●
Mayfield	Day	●	●	●
	Evening	●	●	●
	Night	●	●	●

● within noise criteria ● above noise criteria

Environmental Footprint

Plastic Police Program Implementation

In September 2020, Port Waratah commenced site wide implementation of the Plastic Police soft plastics recycling program following a targeted trial earlier in the year. In our initial weigh in in late November 2020, we were very pleased with our progress

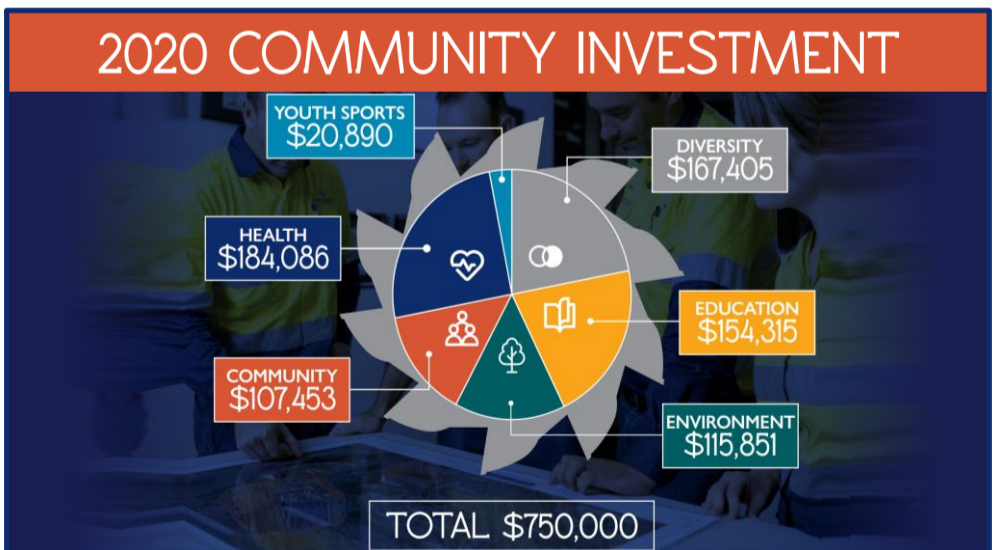
156.7 KILOGRAMS SOFT PLASTICS COLLECTED AND DIVERTED FROM LANDFILL

These initial results equate to:

39,175 PLASTIC BAGS

If laid end-to-end would stretch 12 KILOMETRES OR.....

the length of the journey between our two Terminals



QMS Certification Services



QMS Certification Services



(02) 4907 2280 (24hr Community Enquiry Line)

contact_us@pwcs.com.au

PO Box 57, Carrington NSW 2294

www.pwcs.com.au