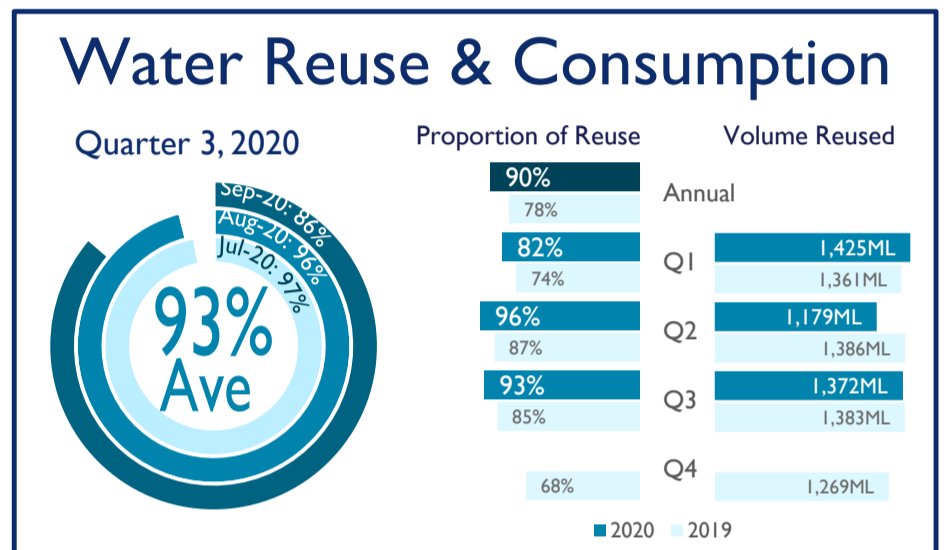
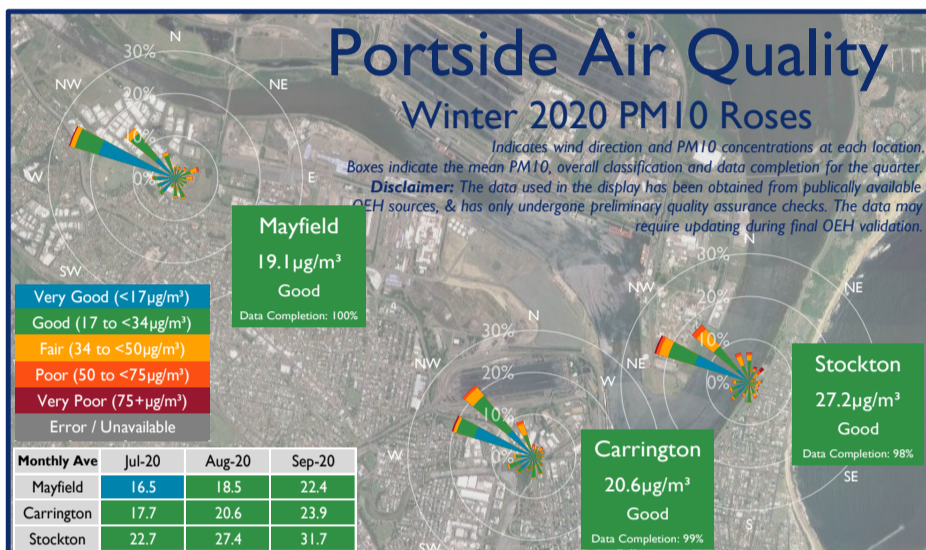


Community Dashboard

Quarter 3, 2020

Operating Statistics

 Trains: Q3: 2,953 YTD: 8,994 C Q3: 436 YTD: 1,211 K Q3: 2,517 YTD: 7,783	 Vessels: Q3: 284 YTD: 861 C Q3: 67 YTD: 191 K Q3: 217 YTD: 670	 Tonnes: Q3: 25,519,235 YTD: 77,391,078 C Q3: 3,634,936 YTD: 10,561,786 K Q3: 21,884,299 YTD: 66,829,292
---	---	--



Carrington Terminal Noise

Conformance to adopted internal noise goals at key residential receivers

Receiver	Time	Jun-20	Jul-20	Aug-20
Mayfield East	Day	●	●	●
	Evening	●	●	●
	Night	●	●	●
Tighes Hill	Day	●	●	●
	Evening	●	●	●
	Night	●	●	●
Carrington	Day	●	●	●
	Evening	●	●	●
	Night	●	●	●

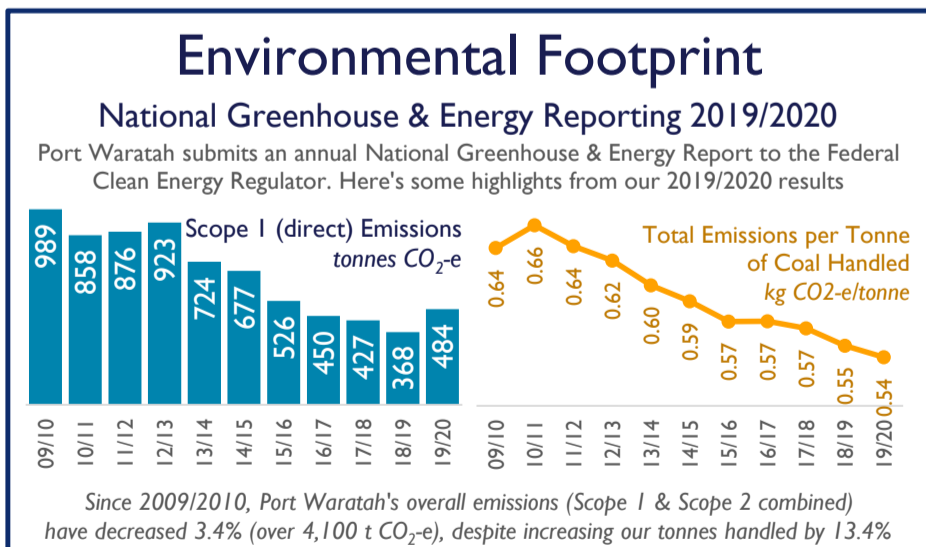
● within noise goal ● above noise goal

Kooragang Terminal Noise

Compliance with criteria specified in the Kooragang Terminal Project Approval

Receiver	Time	Jun-20	Jul-20	Aug-20
Fern Bay	Day	●	●	●
	Evening	●	●	●
	Night	●	●	●
Stockton	Day	●	●	●
	Evening	●	●	●
	Night	●	●	●
Mayfield	Day	●	●	●
	Evening	●	●	●
	Night	●	●	●

● within noise criteria ● above noise criteria



Where Do You Get Your Air Quality Information From?

- 
Port Waratah Community Newsletter or Port Waratah Website
pwcs.com.au
- 
NSW Government Newcastle Local Air Quality Monitoring Network Live Data
dpie.nsw.gov.au/air-quality/live-air-quality-data-lower-hunter-and-central-coast
- 
NSW Government Seasonal Lower Hunter and Central Coast Air Quality Monitoring Reports
environment.nsw.gov.au/topics/air/monitoring-air-quality/lower-hunter-and-central-coast/lower-hunter-and-central-coast-air-quality-reports
- 
NSW Government Air Quality Subscription Alerts
dpie.nsw.gov.au/air-quality/subscribe-to-air-quality-updates

