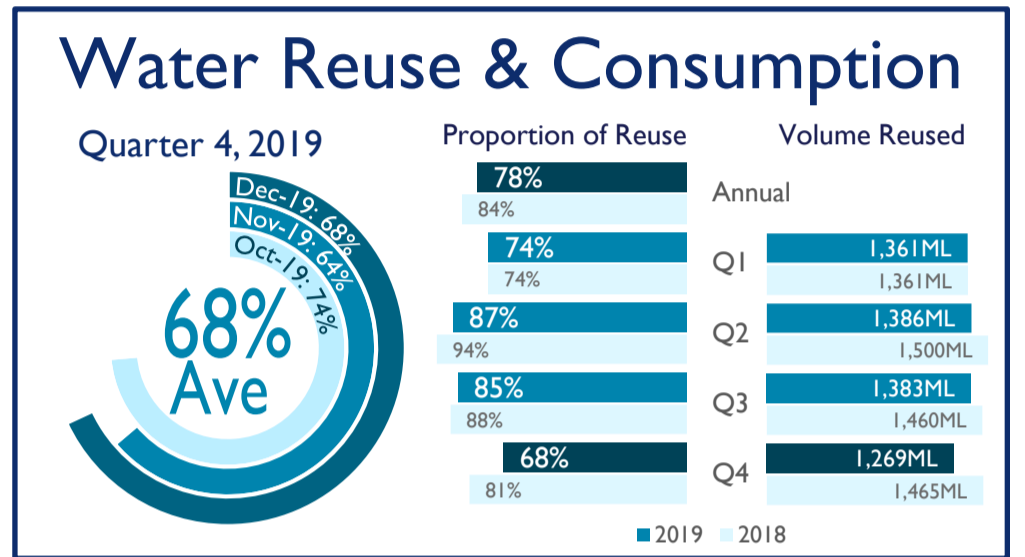
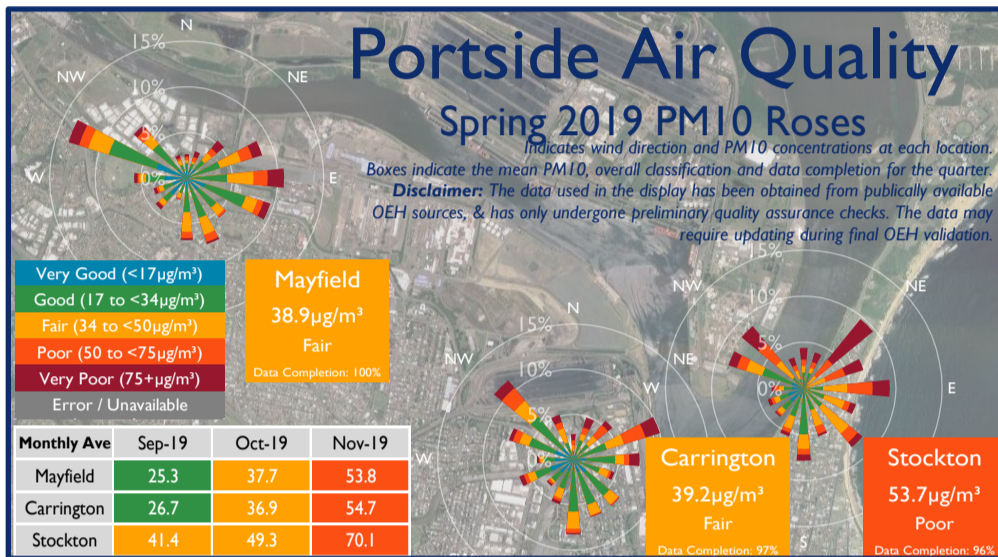


# Community Dashboard

## Quarter 4, 2019

### Operating Statistics

 <p><b>Trains:</b> Q4: 3,393 YTD: 12,984</p> <p><b>C</b> Q4: 480 YTD: 1,779    <b>K</b> Q4: 2,913 YTD: 11,205</p>	 <p><b>Vessels:</b> Q4: 322 YTD: 1,226</p> <p><b>C</b> Q4: 71 YTD: 259    <b>K</b> Q4: 251 YTD: 967</p>	 <p><b>Tonnes:</b> Q4: 28,597,982 YTD: 110,590,200</p> <p><b>C</b> Q4: 4,119,553 YTD: 15,061,236    <b>K</b> Q4: 24,478,429 YTD: 95,528,964</p>
--	--	--



### Carrington Terminal Noise

Conformance to adopted internal noise goals at key residential receivers

Location	Oct-19	Nov-19	Dec-19
Mayfield East	Day	●	●
	Evening	●	●
	Night	●	●
Tighes Hill	Day	●	●
	Evening	●	●
	Night	●	●
Carrington	Day	●	●
	Evening	●	●
	Night	●	●

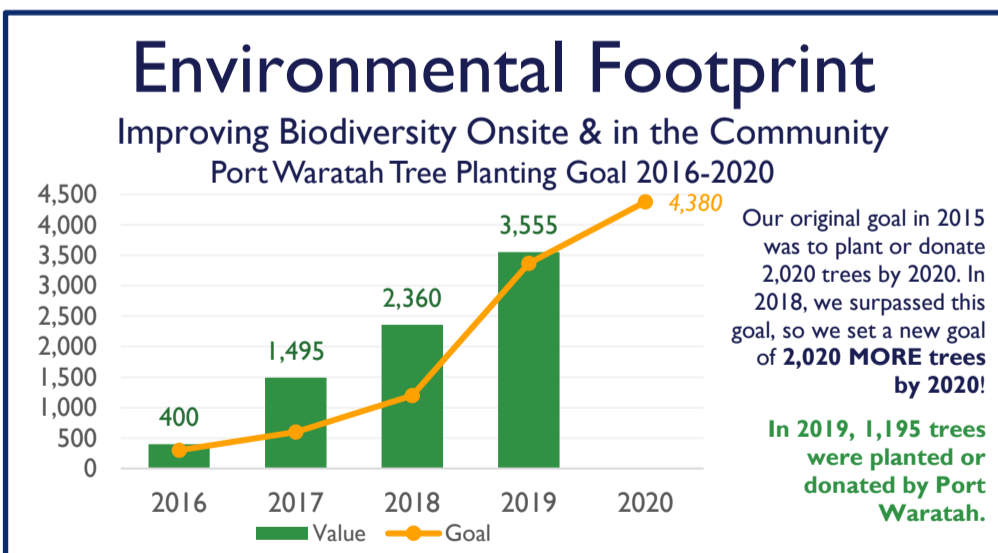
within noise goal ● above noise goal ●

### Kooragang Terminal Noise

Compliance with criteria specified in the Kooragang Terminal Project Approval

Location	Oct-19	Nov-19	Dec-19
Fern Bay	Day	●	●
	Evening	●	●
	Night	●	●
Stockton	Day	●	●
	Evening	●	●
	Night	●	●
Mayfield	Day	●	●
	Evening	●	●
	Night	●	●

within noise criteria ● above noise criteria ●



QMS Certification Services



QMS Certification Services



QMS Certification Services



(02) 4907 2280 (24hr Community Enquiry Line)

contact\_us@pwcs.com.au

PO Box 57, Carrington NSW 2294

www.pwcs.com.au