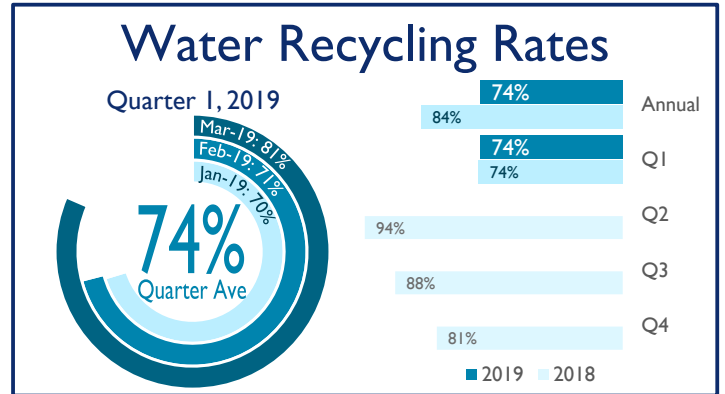





Community Dashboard Quarter I, 2019

YTD Operating Statistics

<p>Trains: 3,163</p> <p>C 376 K 2,787</p>	<p>Vessels: 304</p> <p>C 59 K 245</p>	<p>Tonnes: 27,290,218</p> <p>C 3,353,546 K 23,936,672</p>
---	---	---



Carrington Terminal Noise

Conformance to adopted internal noise goals at key residential receivers

Location	Time	Jan-19	Feb-19	Mar-19
Mayfield East	Day	●	●	●
	Evening	●	●	●
	Night	●	●	●
Tighes Hill	Day	●	●	●
	Evening	●	●	●
	Night	●	●	●
Carrington	Day	●	●	●
	Evening	●	●	●
	Night	●	●	●

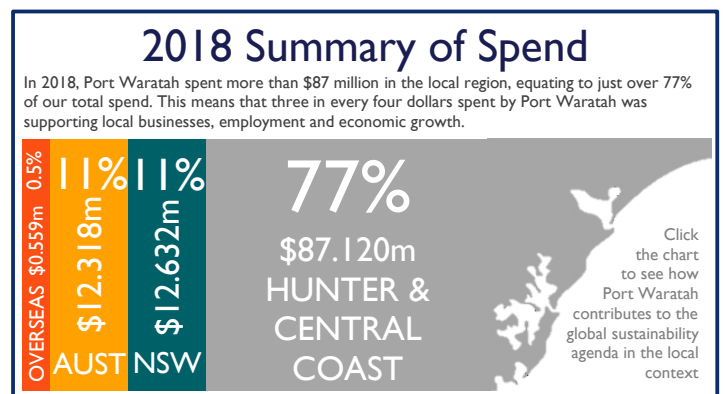
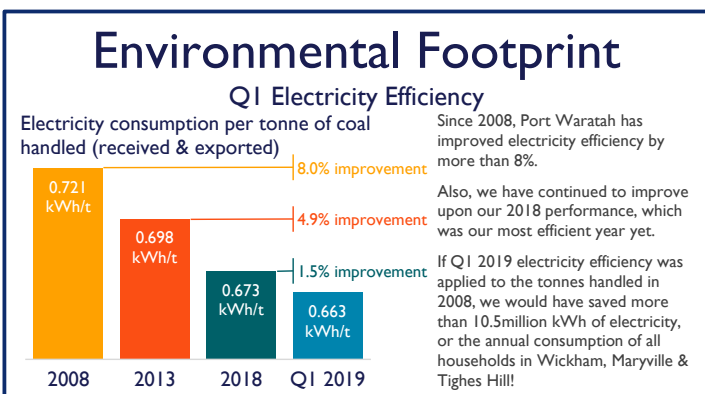
within noise goal ● above noise goal ●

Kooragang Terminal Noise

Compliance with criteria specified in the Kooragang Terminal Project Approval

Location	Time	Jan-19	Feb-19	Mar-19
Fern Bay	Day	●	●	●
	Evening	●	●	●
	Night	●	●	●
Stockton	Day	●	●	●
	Evening	●	●	●
	Night	●	●	●
Mayfield	Day	●	●	●
	Evening	●	●	●
	Night	●	●	●

within noise criteria ● above noise criteria ●



QMS Certification Services

QMS Certification Services

QMS Certification Services



(02) 4907 2280 (24hr Community Enquiry Line)

contact_us@pwcs.com.au



PO Box 57, Carrington NSW 2294



www.pwcs.com.au