

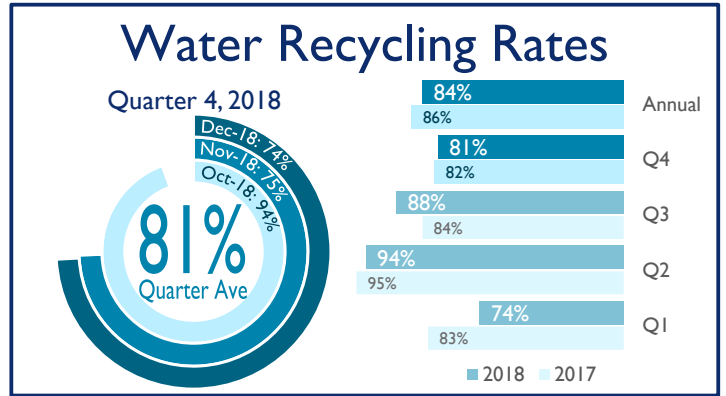
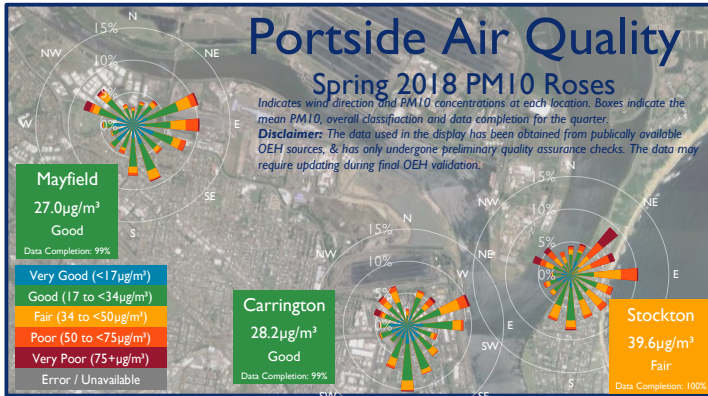


# PORT WARATAH COAL SERVICES

## Community Dashboard Quarter 4, 2018

### YTD Operating Statistics

<p><b>Trains: 12,543</b></p> <p>C 1,842    K 10,701</p>	<p><b>Vessels: 1,229</b></p> <p>C 279    K 950</p>	<p><b>Tonnes: 106,956,839</b></p> <p>C 15,835,657    K 91,121,182</p>
---	--	---



### Carrington Terminal Noise

Conformance to adopted internal noise goals at key residential receivers

Mayfield East	Oct-18	Nov-18	Dec-18	Tighes Hill	Oct-18	Nov-18	Dec-18	Carrington	Oct-18	Nov-18	Dec-18
Day	●	●	●	Day	●	●	●	Day	●	●	●
Evening	●	●	●	Evening	●	●	●	Evening	●	●	●
Night	●	●	●	Night	●	●	●	Night	●	●	●

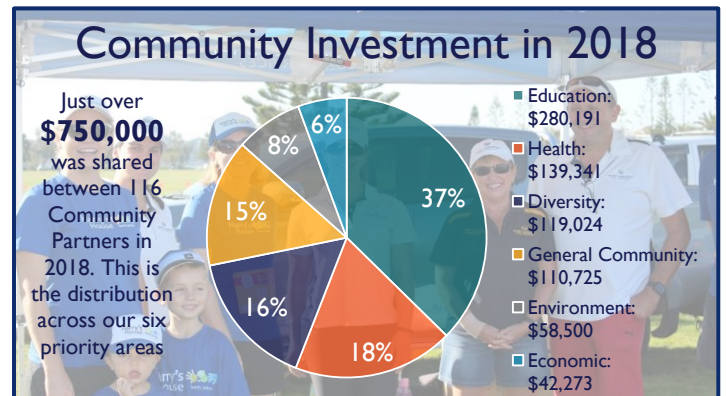
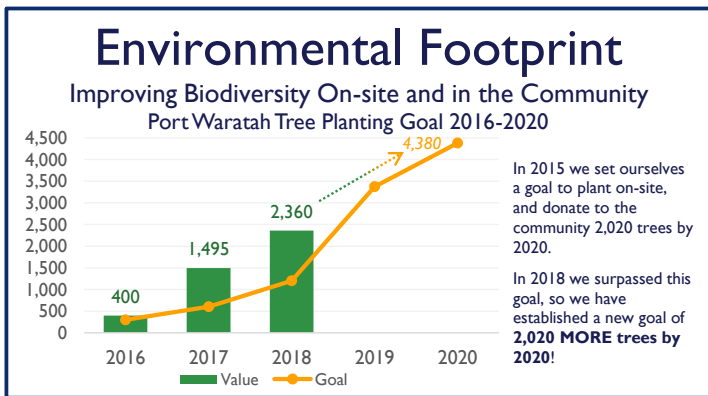
within noise goal ●    above noise goal ●

### Kooragang Terminal Noise

Compliance with criteria specified in the Kooragang Terminal Project Approval

Fern Bay	Oct-18	Nov-18	Dec-18	Stockton	Oct-18	Nov-18	Dec-18	Mayfield	Oct-18	Nov-18	Dec-18
Day	●	●	●	Day	●	●	●	Day	●	●	●
Evening	●	●	●	Evening	●	●	●	Evening	●	●	●
Night	●	●	●	Night	●	●	●	Night	●	●	●

within noise criteria ●    above noise criteria ●



To keep up to date with the latest Port Waratah news, follow us on social media or contact us on the details below.



(02) 4907 2280 (24hr Community Enquiry Line)  
 contact\_us@pwcs.com.au    www.pwcs.com.au  
 PO Box 57, Carrington NSW 2294

