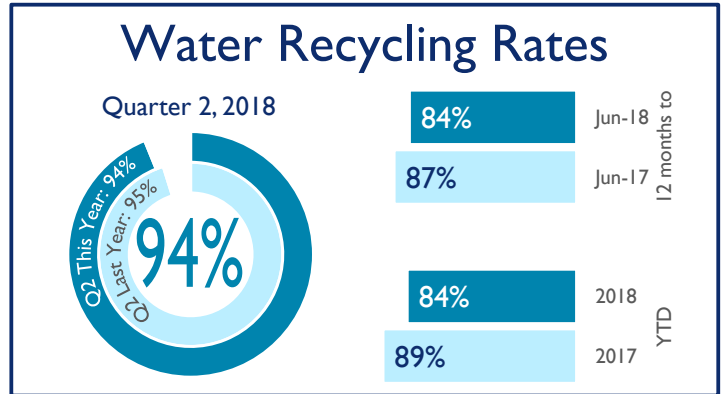





Community Dashboard Quarter 2, 2018

YTD Operating Statistics

<p>Trains: 6,265 C 867 K 5,398</p>	<p>Vessels: 600 C 131 K 469</p>	<p>Tonnes: 52,172,954 C 7,401,140 K 44,771,814</p>
---	--	---



Carrington Terminal Noise

Conformance to adopted internal noise goals at key residential receivers

Location	Apr-18	May-18	Jun-18
Mayfield East	Day	●	●
	Evening	●	●
	Night	●	●
Tighes Hill	Day	●	●
	Evening	●	●
	Night	●	●
Carrington	Day	●	●
	Evening	●	●
	Night	●	●

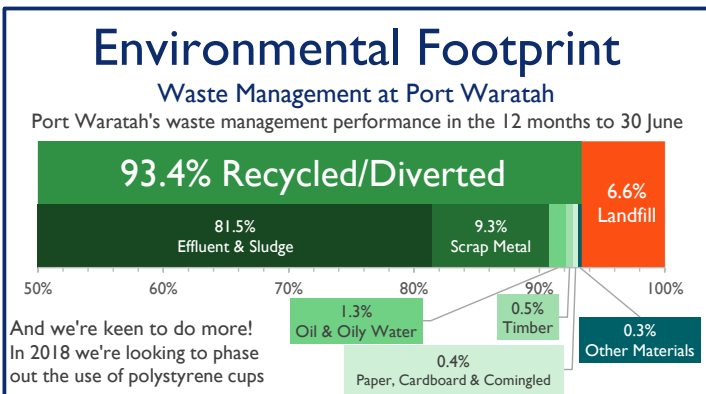
within noise goal ● above noise goal ●

Kooragang Terminal Noise

Compliance with criteria specified in the Kooragang Terminal Project Approval

Location	Apr-18	May-18	Jun-18
Fern Bay	Day	●	●
	Evening	●	●
	Night	●	●
Stockton	Day	●	●
	Evening	●	●
	Night	●	●
Mayfield	Day	●	●
	Evening	●	●
	Night	●	●

within noise criteria ● above noise criteria ●



To keep up to date with the latest Port Waratah news, follow us on social media or contact us on the details below.



(02) 4907 2280 (24hr Community Enquiry Line)
 contact_us@pwcs.com.au www.pwcs.com.au
 PO Box 57, Carrington NSW 2294

