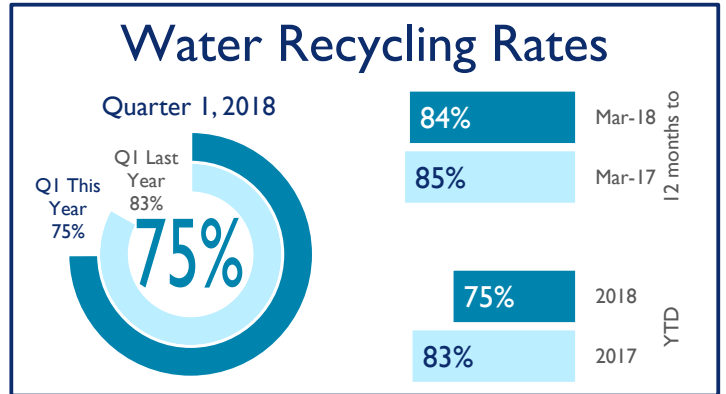
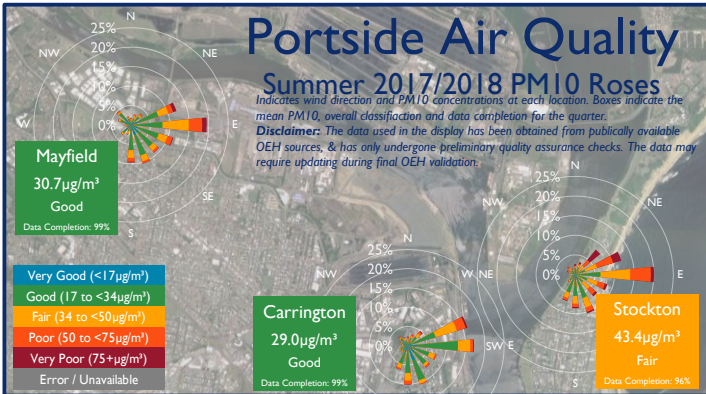




Community Dashboard Quarter I, 2018

YTD Operating Statistics

<p>Trains: 3,185 C 479 K 2,706</p>	<p>Vessels: 305 C 73 K 232</p>	<p>Tonnes: 26,044,441 C 3,975,047 K 22,069,394</p>
---	---	---



Carrington Terminal Noise

Conformance to adopted internal noise goals at key residential receivers

Mayfield East	Jan-18	Feb-18	Mar-18	Tighes Hill	Jan-18	Feb-18	Mar-18	Carrington	Jan-18	Feb-18	Mar-18
Day	●	●	●	Day	●	●	●	Day	●	●	●
Evening	●	●	●	Evening	●	●	●	Evening	●	●	●
Night	●	●	●	Night	●	●	●	Night	●	●	●

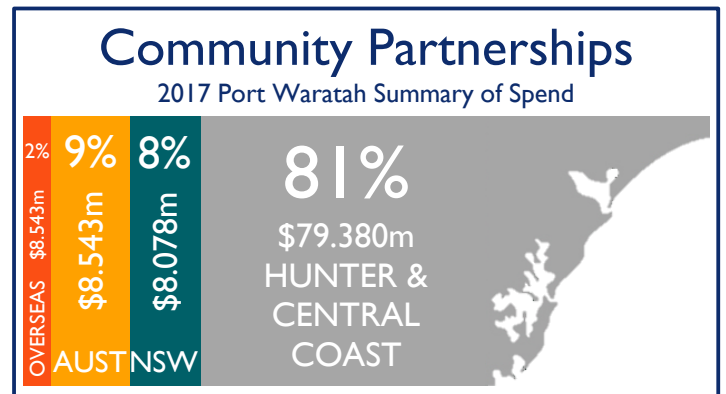
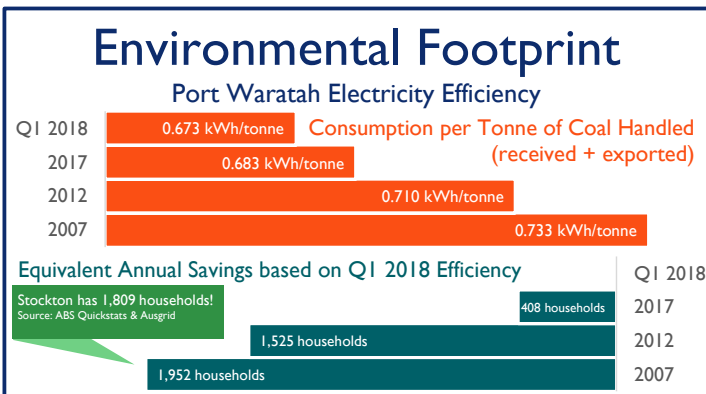
within noise goal ● above noise goal ●

Kooragang Terminal Noise

Compliance with criteria specified in the Kooragang Terminal Project Approval

Fern Bay	Jan-18	Feb-18	Mar-18	Stockton	Jan-18	Feb-18	Mar-18	Mayfield	Jan-18	Feb-18	Mar-18
Day	●	●	●	Day	●	●	●	Day	●	●	●
Evening	●	●	●	Evening	●	●	●	Evening	●	●	●
Night	●	●	●	Night	●	●	●	Night	●	●	●

within noise criteria ● above noise criteria ●



To keep up to date with the latest Port Waratah news, follow us on social media or contact us on the details below.



(02) 4907 2280 (24hr Community Enquiry Line)
 contact_us@pwcs.com.au www.pwcs.com.au
 PO Box 57, Carrington NSW 2294

